



Similar to the illustration

## grid | power VR L

Series OPzS/power.bloc OPzS

Vented regulated  
lead-acid battery

## grid | power VR L Series OPzV

### Typical applications:

- Telecommunications
  - Mobile phone stations
  - BTS-stations
  - Off-grid/on-grid solutions
- Traffic systems
  - Signalling
  - Lighting
- Security lighting

### Your benefits:

- Maintenance-free regarding water refilling – due to innovative Gel-technology
- Very high expected service life – due to optimized lead-calcium alloy
- Very high cycle stability – due to tubular plate design
- Maximum compatibility – design according to DIN 40742
- Optimal space utilization – due to possibility of horizontal arrangement
- Higher short-circuit safety even during the installation – based on HOPPECKE system connectors

## grid | power VR L Series power.bloc OPzV

### Typical applications:

- Telecommunications
  - Mobile phone stations
  - BTS-stations
  - Off-grid/on-grid solutions
- Traffic systems
  - Signalling
  - Lighting
- Security lighting

### Your benefits:

- Maintenance-free regarding water refilling – due to innovative Gel-technology
- High expected service life – due to optimized lead-calcium alloy
- Very high cycle stability – due to tubular plate design
- Maximum compatibility – design according to DIN 40744
- Higher short-circuit safety even during the installation – based on HOPPECKE system connectors
- Easy assembly and installation – battery lid with integral handle



# Capacities dimensions and weights

Series OPzV	DIN Type	C <sub>10</sub> /1.75 V @ 25 °C / 77 °F Ah	C <sub>8</sub> /1.80 V @ 20 °C / 68 °F Ah	Weight		max.* Length L		max.* Width W		max.* Height H		Fig.
				approx. kg	approx. lbs	mm	inch	mm	inch	mm	inch	
grid   power VRL 2-215 **	4 OPzV 200 **	221	213	17.7	39.0	105	4.13	208	8.19	420	16.54	A
grid   power VRL 2-270 **	5 OPzV 250 **	276	267	22.3	49.2	126	4.96	208	8.19	420	16.54	A
grid   power VRL 2-325 **	6 OPzV 300 **	332	320	25.3	55.8	147	5.79	208	8.19	420	16.54	A
grid   power VRL 2-420 **	5 OPzV 350 **	419	412	27.4	60.4	126	4.96	208	8.19	535	21.06	A
grid   power VRL 2-500 **	6 OPzV 420 **	502	494	32.3	71.2	147	5.79	208	8.19	535	21.06	A
grid   power VRL 2-580 **	7 OPzV 490 **	587	577	38.3	84.4	168	6.61	208	8.19	535	21.06	A
grid   power VRL 2-720 **	6 OPzV 600 **	735	718	44.9	99.0	147	5.79	208	8.19	710	27.95	A
grid   power VRL 2-960 **	8 OPzV 800 **	983	958	60.2	132.7	215	8.46	193	7.60	710	27.95	B
grid   power VRL 2-1080 **	9 OPzV 900 **	1100	1080	76.0	167.6	215	8.46	235	9.25	710	27.95	B
grid   power VRL 2-1200 **	10 OPzV 1000 **	1225	1200	80.5	177.5	215	8.46	235	9.25	710	27.95	B
grid   power VRL 2-1320 **	11 OPzV 1100 **	1344	1320	89.3	196.9	215	8.46	277	10.91	710	27.95	B
grid   power VRL 2-1440 **	12 OPzV 1200 **	1467	1440	85.0	187.4	215	8.46	277	10.91	710	27.95	B
grid   power VRL 2-1570 **	12 OPzV 1500 **	1575	1570	110.0	242.5	215	8.46	277	10.91	855	33.66	B
grid   power VRL 2-1830 **	14 OPzV 1750 **	1837	1832	136.5	300.9	215	8.46	400	15.75	815	32.09	C
grid   power VRL 2-2100 **	16 OPzV 2000 **	2100	2090	149.0	328.5	215	8.46	400	15.75	815	32.09	C
grid   power VRL 2-2360 **	18 OPzV 2250 **	2362	2355	173.0	381.4	215	8.46	490	19.29	815	32.09	D
grid   power VRL 2-2620 **	20 OPzV 2500 **	2625	2620	180.0	396.8	215	8.46	490	19.29	815	32.09	D
grid   power VRL 2-2880 **	22 OPzV 2750 **	2887	2878	214.7	473.3	215	8.46	580	22.83	815	32.09	D
grid   power VRL 2-3140 **	24 OPzV 3000 **	3150	3140	240.0	529.1	215	8.46	580	22.83	815	32.09	D

C<sub>10</sub> and C<sub>8</sub> = Capacity at 10 h and 8 h discharge

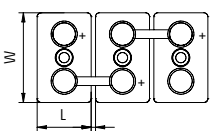
\* according to DIN 40742 data to be understood as maximum values  
\*\* also for horizontal application usage

Series power.bloc OPzV	DIN Type	C <sub>10</sub> /1.75 V @ 25 °C / 77 °F Ah	C <sub>8</sub> /1.80 V @ 20 °C / 68 °F Ah	Weight		max.* Length L		max.* Width W		max.* Height H		Fig.
				approx. kg	approx. lbs	mm	inch	mm	inch	mm	inch	
grid   power VRL 12-50	12 V power.bloc OPzV 50	52	51	34.0	75.0	272	10.71	205	8.07	383	15.08	A
grid   power VRL 12-100	12 V power.bloc OPzV 100	102	101	52.0	114.6	272	10.71	205	8.07	383	15.08	A
grid   power VRL 12-150	12 V power.bloc OPzV 150	154	152	74.0	163.1	380	14.96	205	8.07	383	15.08	A
grid   power VRL 6-200	6 V power.bloc OPzV 200	205	202	51.0	112.4	272	10.71	205	8.07	383	15.08	B
grid   power VRL 6-250	6 V power.bloc OPzV 250	257	253	66.0	145.5	380	14.96	205	8.07	383	15.08	B
grid   power VRL 6-300	6 V power.bloc OPzV 300	307	304	73.0	160.9	380	14.96	205	8.07	383	15.08	B

C<sub>10</sub> and C<sub>8</sub> = Capacity at 10 h and 8 h discharge

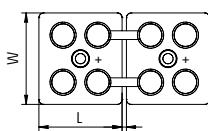
\* according to DIN 40744 data to be understood as maximum values

Fig. A Series OPzV



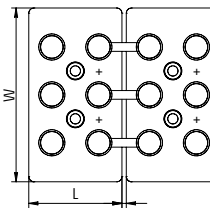
grid | power VRL 2-215 -  
grid | power VRL 2-720

Fig. B Series OPzV



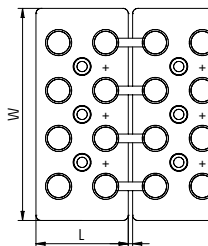
grid | power VRL 2-960 -  
grid | power VRL 2-1570

Fig. C Series OPzV



grid | power VRL 2-1830 -  
grid | power VRL 2-2100

Fig. D Series OPzV



grid | power VRL 2-2360 -  
grid | power VRL 2-3140

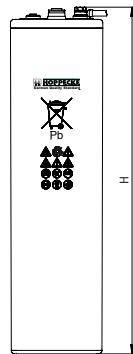
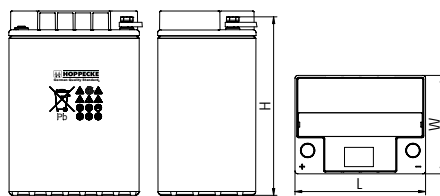
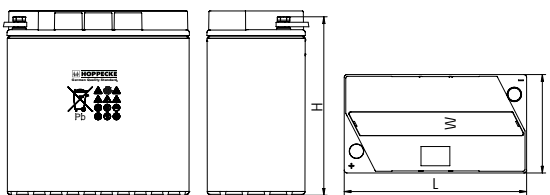


Fig. A Series power.bloc OPzV



grid | power VRL 12-50 -  
grid | power VRL 12-150

Fig. B Series power.bloc OPzV



grid | power VRL 6-200 -  
grid | power VRL 6-300

Design life: up to 20 years

**Optimal environmental compatibility – closed loop for recovery of materials in an accredited recycling system**

Design life: up to 15 years

**Optimal environmental compatibility – closed loop for recovery of materials in an accredited recycling system**



POWER FROM INNOVATION

**Head Office**

**HOPPECKE Batterien GmbH & Co. KG**

P.O. Box 1140 · D-59914 Brilon · Germany

Bontkirchener Str. 1 · D - 59929 Brilon

Tel.: +49 (0) 2963 61-374 · Fax: +49 (0) 2963 61-270

E-Mail: [info@hoppecke.com](mailto:info@hoppecke.com) · [www.hoppecke.com](http://www.hoppecke.com)

**Subsidiary**

**USA HOPPECKE Batteries Inc.**

2 Berry Dr

Hainesport, NJ 08036 · USA

Tel.: +1 856-616-0032 · Fax: +1 856-616-0132

E-Mail: [contact@hoppecke-us.com](mailto:contact@hoppecke-us.com) · [www.hoppecke-us.com](http://www.hoppecke-us.com)



[www.hoppecke.com](http://www.hoppecke.com)